

EXERCISE 2-2 Beaming & barring measures

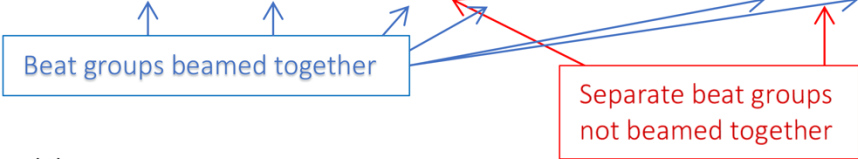
PART A. Beaming. Beneath each example or on a separate piece of paper, re-notate the passage so that beaming conforms to the given meter. Any durations within a single beat group should be beamed together. The first is done for you with some annotations.

EXAMPLE

|| 4/4 ♩ ♩ ♩ | ♩ ♩ ♩ ♩ ♩ | ♩ ♩ ♩ ♩ ♩ ♩ ||

Re-notated as:

|| 4/4 ♩ ♩ ♩ | ♩ ♩ ♩ ♩ ♩ | ♩ ♩ ♩ ♩ ♩ ♩ ||



(1)

|| 3/4 ♩ ♩ ♩ | ♩ ♩ ♩ ♩ ♩ | ♩ ♩ ♩ ♩ ♩ ||

Re-notated as:

|| 3/4 | | | ||

(2)

|| 2/8 ♩ ♩ ♩ | ♩ ♩ ♩ ♩ ♩ | ♩ ♩ ♩ ♩ ♩ ||

Re-notated as:

|| 2/8 | | | ||

(3)


|| 4/2 ♩ ♩ ♩ ♩ ♩ ♩ | ♩ ♩ ♩ ♩ ♩ ♩ | ♩ ♩ ♩ ♩ ♩ ♩ ||

Re-notated as:

|| 4/2 | | | ||

PART B. Barring Measures. For each example, provide the number of beats per bar and the value of the beat. Then add the missing bar lines, including final bar lines at the end of each example, according to the time signature. The first is done for you with some annotations.

EXAMPLE

of beats per bar: 4
 value of the beat: 

Given rhythm:



With bar lines:



(1)

of beats per bar: _____
 value of the beat: _____




(2)

of beats per bar: _____
 value of the beat: _____



(3)

of beats per bar: _____
 value of the beat: _____



(4)

of beats per bar: _____
 value of the beat: _____

