

## EXERCISE 11-4 Transcription with triads in pop music

The examples in this exercise use triads in various inversions. Combine your knowledge of triad construction and lead sheet symbols with careful listening to transcribe short passages from each example.

Listen to Worksheet example 11-5. This recording uses three chords primarily: F/C, Am/C, and C. Spell these chords on a separate sheet of staff paper. Then on the staff below or on a separate sheet, transcribe the chords in the rhythm you hear when they are played in the audio recording.


F/C Am/C C




### Worksheet example 11-5. Grizzly Bear, "Two Weeks," 0:00–0:24 (audio)

Listen to Worksheet example 11-6. This recording uses: Cm/G, E-flat/G, A-flat, and E-flat/G. Spell these chords on a separate sheet of staff paper. Then on the staff below or on a separate sheet, transcribe the chords in the rhythm you hear when they are played in the audio recording.

Cm/G



E♭/G A♭ E♭/G



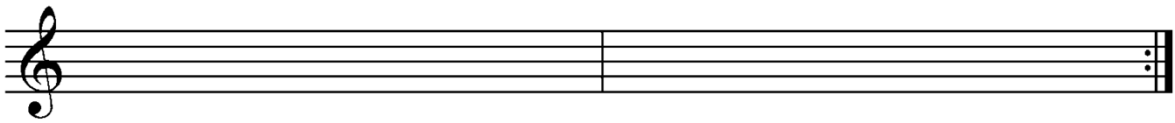
### Worksheet example 11-6. Arcade Fire, "We Used to Wait," 0:09–0:27 (audio)

Listen to Worksheet example 11-7. This recording uses: C, Emin/B, Am/C, and Emin/B. Spell these chords on a separate sheet of staff paper. Then on the staff below or on a separate sheet, transcribe the chords in the rhythm you hear when they are played in the audio recording.

C Em/B



Am/C Em/B



Worksheet example 11-7. Amadou & Mariam, "Sabali," 0:23–0:55 (audio)